



5th ART FAIR

23.05—30.12.2022

Dokuz Eylül University
Faculty of Fine Arts

**WITHIN DEU 40th ANNIVERSARY CELEBRATIONS
ART AND DESIGN STUDENT MEETING**

01.02.2022–01.02.2023

**TC MINISTRY OF CULTURE AND TOURISM, “YOUTH OF THE FUTURE”
CULTURAL INDUSTRIES SUPPORT PROGRAM**



5th Art Fair

Within the scope of DEÜ 40th Anniversary Celebrations
Art and Design Student Meeting
01.02.2022 – 01.02.2023

Director of Organization

Prof. Dr. Hacı Yakup Öztuna

Organization Coordinator

Assist. Prof. Cemal Meydan

Organization Committee

Assist. Prof. Dr. Işın Ersan Öztürk
Assist. Prof. Dr. Zehra Cerrahoğlu
Assist. Prof. Betül Uslu Özkan
Inst. Ufuk Tambaş
Inst. Erdem Acan
Res. Assist. Arzu Oto
Res. Assist. Çağdaş Ülgen
Res. Assist. Elif Kurtuldu Dönmez
Res. Assist. Elif Merve Çakır
Res. Assist. Fadliye Yılmaz
Res. Assist. Gözde Yenipazarlı
Res. Assist. Halil İbrahim Yıldırım
Res. Assist. Levent Ayata
Res. Assist. Merve Şule Çaycı
Res. Assist. Memet Ali Zeren
Res. Assist. Şükran Duran

Book Editor

Assist. Prof. Betül Uslu Özkan

Photography

Res. Assist. Gözde Yenipazarlı

Graphic Design

Res. Assist. Nurgül Geçin Aksakal

Printing

Dokuz Eylül University
Printing House /Jan. 2023

The project has been done within the scope of the support program called 'Youth of the Future' with the contributions of Ministry of Culture and Tourism of the Republic of Türkiye and Dokuz Eylül University

"Youth of the Future" Culture Industries Support Program Project Secretariat

Assist. Prof. Betül Uslu Özkan
Res. Assist. Ümay Duygu



07 ART FAIR

29 CONCERT

37 ATELIERS/WORKSHOP

38 RELIEF PRINTING ATELIER

40 CYANOTYPE ATELIER

42 RAKU: ALTERNATIVE CERAMIC FIRING ATELIER

44 SGRAFFITO ATELIER

46 RECYCLED WOOD/METAL SCULPTURE WORKSHOP

48 LATHE ATELIER

50 SHADOW TECHNIQUE VE SILHOUETTE PUPPET ATELIER

52 MODULAR TYPEFACE PRINT ATELIER

54 PHOTOGRAM ATELIER

56 CORN CAKE TECHNIQUE: ACCESSORY ATELIER

58 PUPUP MAKING ATELIER

60 RISO ATELIER

62 GLASS MOSAIC ATELIER

Prof. Dr. Hacı Yakup Öztuna
Dean, Faculty of Fine Arts

The event, which has been held four times since 2017 within the Faculty of Fine Arts, Dokuz Eylül University, had been held in 2022. The project has been done as part of the “Art and Design Student Meeting Within the Scope of the 40th Anniversary Celebrations of Dokuz Eylül University” within the scope of the support program called ‘Youth of the Future’ with the contributions of Ministry of Culture and Tourism of the Republic of Türkiye and Dokuz Eylül University. The event started with an open-air fair and continued with workshops during the week of May 23-27, 2022. Within the scope of the event, students at DEU Tınaztepe Campus had the opportunity to interact with each other through workshops, product sales, music concerts, etc. “5th Art Fair”, with the participation of DEU Faculty of Fine Arts students, created a platform where artistic works and design products were created for the cultural industry of our country, and these products were exhibited and offered for sale. In addition, 7 of the 13 educational workshops, which continued at intervals for 8 (eight) months, took place in the spring semester of the 2021-2022 academic year and 6 in the fall semester of the 2022-2023 academic year. In addition to being an incentive for students to provide their own employment, the fair event was also a source of inspiration for other young people at DEU Tınaztepe Campus, while providing access to cultural objects for those interested as art-loving individuals.



**ART
FAIR**

23–27 MAY, 2022

FAIR PARTICIPANTS

Akif Zahir Doruk
 Ali Orhun Yalçinkaya
 Arzu Sarış
 Ayşe Gülce İstif
 Batuhan Kındıl
 Bengüsu Şimşek
 Berfin Ayşe Ebet
 Beril Özkan
 Beyza Çetin
 Burak Gülbağça
 Buse Sinem Tekin
 Cansu Ceren Çelik
 Çağdaş Ülgen
 Delfin Demirgüres
 Doğanay Küpçü
 Duygu Acı
 Elif Buse Yılmaz
 Esra Yılmaz
 Fidel Aktepe
 Gamze Sezkin
 Gülce Aydın
 Havva Zorlu
 Hülya Aladağ
 İlayda Oğur
 İrem Demir
 Lara Divanoğlu
 Melih Erpulat
 Melisa Geçalp
 Mehmet Alp İz
 Naz Türemenoğulları
 Nursena Çatak
 Naz Sürer
 Rabia Demirbağ
 Orçun Yenyurt
 Rojda Kurtcebe
 Sebiha Yıldırım
 Sena Binici
 Sonay Metin
 Tuğçe Özdemir
 Yaprak Ekin Uçar
 Yeşim Akkartal Feathers

STAND PRODUCTS

Ceramic Works
 Live Picture Drawing
 Jewelry
 Ceramic Works
 3D Figures
 Tshirt, Sticker, etc. Products
 Photography
 Hand made Keychain
 Painting
 Ceramic Works
 Hand made Blouse and Skirt
 Bag
 Drawing
 Ceramic Works
 Painting, Jacket, etc. Products
 Tote Bag
 Ceramic Works
 Clay Brooches
 Ceramic Works
 Wallet etc. Products
 Bookmark
 Photography
 Ceramic Cup etc. Products
 Ceramic Works
 Leather Bracelet, Wallet etc. Products
 Hand made Pen holder, Mask etc. Products
 Poster
 Acrylic Paintings
 Comic Book, Sticker, etc. Products
 Eye Patch and Buckle
 Tote Bag
 Leather Wallet etc. Products
 Leather Wallet etc. Products
 Leather Accessories
 Ceramic Works
 Amigurumi Keychain, Doll etc. Products
 Woven Painting
 Bag
 Ceramic Pallet etc. Ceramic Product
 Sticker
 Ceramic Works













EBRU WORKSHOP

5th ART FAIR MAY 23–DECEMBER 30 2022

ATELIER COORDINATORS

Dept. of Traditional Turkish Arts
Adile Karahan

Dept. of Traditional Turkish Arts
Çağla Aksoy

Ebru has always been a mysterious branch (since 15th century). It is a classical Turkish art of making fixed and permanent the shapes and patterns created with other paints on water. Nowadays, the art of Ebru is carried on by devoted artists, academics and ateliers working with an amateur spirit. In this workshop event, short introductions were made to those who are interested and curious about the art of Ebru and they were given opportunity to try it.



LATHE WORKSHOP

ATELIER COORDINATORS

Dept. of Traditional Turkish Arts
Delta Yılmaz

Dept. of Ceramic and Glass
Şenay Şerifoğlu

Traditional pottery was introduced in this workshop.
Participants made shaping with a lathe.



MUSIC PERFORMANCES

5th ART FAIR MAY 23—DECEMBER 30 2022

ORGANIZERS

Res. Assit. **Şule Çaycı**

Tonmaister

Assoc. Prof. Dr. **Suat Vergili**

Tonmaister

Emin Burak Şener

Technical support

Inst. **Erdem Ercan**

MUSIC GROUPS

Funkbuddy

Hortlaklar

Sirius

Sığınak

ARTISTS

Ali Sakar

Almin Okyanus Hallaç

Ariel Deniz Spohn

Baha Enes Lezzet

Çağan Taylan Ağca

Evren Şahin

Hüseyin Efe Çetin

Miklat Eren Karahan

Muhammet Kızılateş

Mustafa Berke Yıldırım

Recep Eren Susin

Simay Erdoğan

Sina Sanlısoy

Taylan İnam

Toprak İşçi

Uygar Şahin

Performances were carried out under the coordination of Res. Assit. Merve Şule Çaycı, the staff of the Department of Musicology, Faculty of Fine Arts, DEU. Its technical support was provided by Inst. Erdem Ercan.

Assoc. Prof. Dr. Suat Vergili and 3rd year student Emin Burak Şener from the Dept. of Musicology took charge. Musicology Department students gave concerts for a week. Also, students from different departments of our university took part in the groups. At the event, different groups, namely Sirius, Funkbuddy, Ghosts and Shelter met music lovers.







CONCERT

25 MAY, 2022

ÖMER ER BAND CONCERT

5th ART FAIR MAY 23–DECEMBER 30 2022

ARTISTS

Piano/Synthesizer
Ömer Er

Drum
Uğur Doğruyol

Trumpet
Ali Cenk Gedik

Bass
Ahmad Hani

Keyed Instruments/Synthesizer
Yiğit Boyunağa

Saxophone
Mesut Yüce Yıldız

Vocal
Merve Şule Çaycı

Vocal
Elif İrem Ergün

Vocal
Zeynep Karamuk

TECHNICAL CREW

Tonmaster
İsmet Sinangin

Stage Monitor Setup
Furkan Acar

The concert was held at DEÜ Tinaztepe Campus Amphitheater. The band members of the concert are the staff and students of the Dept. of Musicology, Faculty of Fine Arts.









ATELIER WORKS

25 APRIL—21 DECEMBER, 2022

RELIEF PRINTING ATELIER

5th ART FAIR MAY 23—DECEMBER 30 2022

ATELIER COORDINATORS

INST.
Özgür Özkan
RES. ASSIST.
Ezgi Yakın

Relief Printing Atelier was held between April 28 and May 30, 2022 by meeting with the participants for 6 days. The works were exhibited at the 5th Art Fair, which was held between May 23 -27, 2022.

ATELIER PARTICIPANTS

Berk Şenol
Dilay Öğmen
Eylül Erol
Fidan Budak
Güneş Arık
Lara Bekler
Melisa Geçalp
Rana Karahan
Selim Kaya
Vildan Özdemir



CYANOTYPE ATELIER

ATELIER COORDINATORS

ASSOC. PROF. DR.

Gökhan Birinci

RES. ASSIST.

Gözde Yenipazarlı

ATELIER PARTICIPANTS

Berfin Ayşe Ebet

Damla Yasemin Uraz

Dila Katlan Candan

Gizem Altun

Hatice Öktem Kılıçaslan

Havva Zorlu

İlker Dönmez

Rojbin Deniz Özyürek

Tamay Sandallı

Zeynep Berra Destebaş

Cyanotype (Blue tone), the alternative printing method is a sun printing technique made on sensitized paper. Photographic images were obtained with Cyanotype, which is still in use since 19th century, with samples collected from the vegetation at Tinaztepe Campus, Dokuz Eylül University.



RAKU: ALTERNATIVE CERAMIC FIRING WORKSHOP

ATELIER COORDINATORS

ASSIST. PROF.

Ali Temel Kösele

RES. ASSIST.

Fadliye Yılmaz

ATELIER PARTICIPANTS

Akif Zahir Doruk

Ayşe Elif Bektaş

Ayşe Gülce İstif

Cansu Polat

Delfin Demirgüres

Fidel Aktepe

Gülnu Koran

Gülter Beyazoğlu

İlayda Oğur

İlhan Haytat

Melike Doğan

Muhammet Emir Taşdemir

Nagihan Karabulak

Nur Turnalar

Revşen Kanat

Sedef Demirçalı

Yunus Emre Akkalan

Raku, one of the Far East firing technique, emerged in Japan in the 16th century. Raku, which literally means harmony and happiness, is the name given to both the cooking method and the pots that are cooked. This technique was used in the production of bowls used in the tea ceremonies. In this technique, porous and glazed tea bowls, each shaped by hand, were cooked in a wood-fired kiln at low temperature, then removed from the kiln, thrown into water or allowed to cool in the open air. The raku technique has been popularized by ceramic artists since the beginning of the 20th century in Europe and America. Unlike in the East, this technique was used by artist in the West with different methods and purposes. Today, glazed ceramics in electric or gas kilns are removed from the kiln, after that, it is placed oxygen-free environment in which organic substances such as paper, sawdust, etc. in which are present, and the metal oxides in the glaze are reduced and color changes are obtained in the ceramic body.

The aim of this workshop is to cook the products glazed with copper oxide and its compounds in a gas kiln with the raku technique and to observe the changes of the oxides in the ceramic body.



SGRAFFITO ATELIER

ATELIER COORDINATORS

ARŞ. GÖR.
Şükran Duran
Burak Gülbağca
Hülya Aladağ

ATELIER PARTICIPANTS

Buse Babacan
Gamze Şahin
Hilal Nur Özmen
Hilal Tütüncü
Yeşim Akkartal Feathers

Sgraffito is a lining decoration technique used in the field of ceramics. In this workshop, the participants were given red ceramic clay, and they were cut into circles by opening them in the plate cutting machine. When the mud reached a certain drying stage, the ceramic lining colored with oxides was applied to the opened plates. Then, the pattern designs created by each participant were transferred onto the clay. With the help of scraping tools and zone by zone scraping of the slip revealed the patterns they conveyed. At the last stage, the firing of the completed works was carried out.



RECYCLED WOOD/METAL SCULPTURE WORKSHOP

5th ART FAIR MAY 23—DECEMBER 30 2022

WORKSHOP COORDINATORS

ASSOC. PROF.
Gökçen Ergür
RES. ASSIST.
Levent Ayata

WORKSHOP PARTICIPANTS

Cem Tezyürek
Esra Kuş
Funda Kurt Pirim
Gözde Arik
Kaan Karagözcük
Kübra Kayabay
Melike Hançerlioğlu
Melis Polat
Mina Reyhan Ünal
Mustafa Aydın
Nazlı Seçgin
Negin Akbari
Sercan Özlü
Sibel Çayir
Tacettin Sari
Tuğyan Akgün
Zelal Yaman

The aim of this workshop was to transform the waste materials from the faculty, technical ateliers and service building on the campus into art objects. After the workshop, the sculptures were exhibited on the campus for a period of time.



LATHE ATELIER

ATELIER COORDINATORS

INST.

Hadiye Güvenateş Kılıç

Buket Korkmaz

Delta Yılmaz

ATELIER PARTICIPANTS

Akif Zahir Doruk

Aylin Akça

Ayşe Önel

Delfin Demirgüres

Gülnu Koran

Rojda Kurtcebe

Sevda Kocatepe

Shaping on a potter's lathe, one of the ceramic shaping techniques, is a rotation method that has survived from the ancient times to the present day. Creating a form on a potter's lathe is a shaping technique that requires a long time and attention. As in many fields of traditional arts, this form of work also maintains its currency. With this method which has an important place in the history of Anatolia, many objects can be produced, from utility items to decorative products. These products are suitable products where the traditional and cultural values of the city or country can be processed.



SHADOW TECHNIQUE AND SILHOUETTE PUPPET ATELIER




ATELIER COORDINATORS

ASSIST. PROF. DR.
Işinsu Ersan Öztürk

ATELIER PARTICIPANTS

Eylül Cömert
Özge Eren
Zeynep Tezyürler

In the Shadow Technique and Silhouette Puppet Atelier, the participants will learn about the possibilities of using shadow technique in puppetry in artistic production. Also, they observed qualities such as timing, movement, editing and sound. The results, which are the intersection point of the first examples of animation cinema were obtained.



MODULAR TYPEFACE PRINTING ATELIER

ATELIER COORDINATORS

ASSOC. PROF..

Ceren Bulut Yumrukaya

ASSIST. PROF..

Betül Uslu Özkan

RES. ASSIST.

Ümay Duygu

RES. ASSIST.

Nurgül Geçin Aksakal

RES. ASSIST.

Elif Merve Çakır

ATELIER PARTICIPANTS

Deniz Eşsiz

Doğa Temel

Doğa Varol

Ece Keskiner

Emir Kaan BEKTAŞ

Esil Önür

Gamze Yılmaz

Naz Bağırkan

Recep Meleyim

Semih Dayan

Özüm Beren Çakmak

The alphabet, which is realized as a result of designing letter designs with a single module/unit, creates a modular typeface. Within the scope of this atelier, information on how to design letters with a unit or module over the geometric infrastructures of typefaces was shared with the participants. Each participant connected the idea she/he developed under the title of imece, which is the subject of the atelier, with a sentence or word. With the help of stencils prepared with units and modules determined with these words or sentences, each participant printed their text with modular typeface they designed. At the end of the Atelier, a series of poster was produced under the title of imece using a modular font.



PHOTOGRAM ATELIER

ATELIER COORDINATORS

ASSOC. PROF. DR..

Gökhan Birinci

RES. ASSIST.

Gözde Yenipazarlı

ATELIER PARTICIPANTS

Aleyna Hacıosmanoğlu

Arif Yıldız




İlayda Çetinay

Orçun Yeniuyurt Aksesuar

Rojbin Deniz Özyürek

Zeynep Berra Destebaş

Photogram is a technique of obtaining images, without a camera, by laying translucent or matte objects onto sensitive photographic paper and exposing it to light. Photogram, a form of meaning production that has continued since the 20th century, is a method that offers new possibilities in the context of the description of the object. The students who participated in this atelier transformed the found objects into art objects by means of photograms (using materials such as plastic waste, metal, glass and paper).



CORN CAKE TECHNIQUE: JEWELRY ATELIER

ATELIER COORDINATORS

ASSIST. PROF. DR.

Pınar Çalışkan Güneş

INST.

Füsun Çövenoğlu

ATELIER PARTICIPANTS

Akif Zahir Doruk

Ayşe Elif Bektaş

Rojda Kurtcebe

Cansu Polat

Delfin Demirgüleş

Gülnu Koran

İlayda Oğur

Tuğçe Özdemir

Melike Doğan

Nur Turnalar

Sedef Demirçalı

Fidel Aktepe

Muhammet Emir Taşdemir

Tuğçe Makarnacı

Corn mud is obtained as a result of mixing sodium and calcium containing raw materials, mainly quartz, and water with colorant (especially copper oxide). During drying, soluble raw materials transfer their glaze forming substances to the surface like a thin layer of glaze, leaving a quartz structure in the core.

After a detailed presentation about the history, technique, production methods and recipes of the corn cake, the students were directed to the design process. For designs not suitable for freeforming, mold making started and students were asked to divide into groups and weigh different recipes. After this stage, grinding was carried out. After the bodies with plasticity suitable for free forming were shaped and dried by hand, they were kept in an electric kiln at 930°C for 1 hour and the firing process was completed.

Shaping was made in the prepared molds and the results applied and fired in the previous week were evaluated. Improvements were made on negative prescriptions. As a result, successful products had been turned into pre-designed accessories combined with different materials.



PUPUP MAKING ATELIER

5th ART FAIR MAY 23—DECEMBER 30 2022

ATELIER COORDINATORS
INTS.
Ayten Öğütçü

ATELIER PARTICIPANTS
Aleyna Kocaman
Batuhan Kindil
Cansu Karaman
Dilay Öğmen
Eylül Cömert
Funda Kurt Pirim
Gözde Arık
Kerem Timurlenk
Tuğçe Makarnacı
Zeynep Tezyürler

The Muppet puppet is one of the most common puppet techniques made from sponge and cloth. This technique was first used by Jim Henson in the Muppet Show program he created and it is still called by this name today.

As in television programs, the Muppet puppet, which is used in pre-school education and it is preferred due to the ability to easily make eye contact, make many gestures with its hands and mouth moving

In this atelier, first of all, the basic principles of creating puppet characters were explained, then participants to design their own characters has been requested.

After giving them the material information, they had applied the characters they draw. The main purpose was to increase their skills about the making and playing of the puppet, which is one of the most important art industries.



RISO ATELIER

ATELIER COORDINATORS

ASSOC. PROF.

Ceren Bulut Yumrukaya

RES. ASSIST.

Ümay Duygu

ATELIER PARTICIPANTS

Cemre Cemali

Batuhan Kindil


Melih Erpulat

Nermin Balıkçı

M. Sait Özer

Risography began to be used in the 80s; it is a printing technique that combines the logic of mimeography and silk screen techniques with digital technology. Risography differs from other digital printing techniques in three ways in the application of color. First of all, it is transferred to the paper surface by means of heat or spraying as a form of application. Secondly, since the inks it uses are vegetable-based, they are resistant to UV and do not fade; it is non-concealing and suitable for color combinations and is sustainable as it does not contain solvents. Thirdly, each layer of color is applied separately; this creates a multi-layered structure and differentiates in texture.

In this atelier, it was integrated into education for the first time in Türkiye. This technique is aimed to be recognized. The photographic images produced by our students were originally printed experimentally with a structure in which the color channels were reconstructed using the special colors of risography, and the designs were reproduced.



GLASS MOSAIC ATELIER

5th ART FAIR MAY 23—DECEMBER 30 2022

ATELIER COORDINATORS

ASSOC. PROF.

Hamdi Gökova

RES. ASSIST.

Arzu Oto

ATELIER PARTICIPANTS

Büşra Topuzoglu

Elit Beyza Baş

Emrullah Çamtosun

Funda Kurt Birim

Gözde Arık

Gülderen Aşkıntaş

Mehmet Ali Palta


Merve Kılıç

Nevin Can

Sümeyye Bıyıklı

Vildan Özdemir

Mosaic is an illustration method based on ancient times and created by breaking natural stone, glass or semi-precious stones in appropriate sizes and arranging them side by side. In this atelier, participants did a mosaic work titled "Atatürk is at Belkahve" in memory of the 100th Anniversary of Liberation of Izmir.



01.02.2022–01.02.2023 This project has been done within the scope of the support program called 'Youth of the Future' with the contributions of Ministry of Culture and Tourism of the Republic of Türkiye and Dokuz Eylül University



